

Idat-Cars declined by 0.1% in January

- ▶ **The Idat-Cars declined by 0.1% in January, breaking a sequence of consecutive increases.** The index continued losing momentum in January, closing in a slightly negative pace of -0.1% MoM. As a result, the three-month average lost pace to +0.1% MoM, while still posting a 1.3% high on an annual variation basis (YoY).
- ▶ **New car prices significantly increased.** The breakdown shows that new and low-mileage¹ prices rose by +1.2% MoM and +0.1% MoM, respectively, while used cars declined by -0.2% MoM. In the three-month moving averages, the new, low-mileage and used car group advanced by +0.6% MoM, +0.1% MoM and +0.1% MoM.

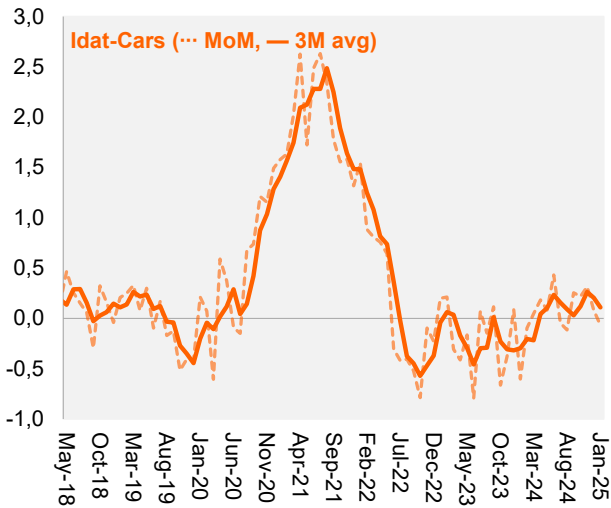
	Jan/25 (MoM)	3M avg (MoM)	Jan/25 (YoY)	2025 (ytd)	var. since 4Q19	var. since Jul/22
Idat-Cars	-0.1%	0.1%	1.3%	-0.1%	33.1%	-3.5%
Idat-Cars New	1.2%	0.6%	2.5%	1.2%	51.7%	4.0%
Idat-Cars Low-Mileage	0.1%	0.1%	-1.8%	0.1%	11.9%	-12.9%
Idat-Cars Used	-0.2%	0.1%	1.1%	-0.2%	27.0%	-5.8%

- ▶ **Despite a mild increase in the Low-Mileage group, in this segment's breakdown the 1-year-old vehicles showed a sharp decline.** The index for 1-year, 2-year, and 3-year-old cars closed at -1.1% MoM, +0.3% MoM, and +0.1% MoM, respectively. Additionally, **on an annual variation basis (YoY), 1-year-old cars continued to show the highest depreciation**, recording a -5.4% YoY decline YoY, compared to -3.3% YoY for 2-year-old vehicles and -1.6% YoY for 3-year-old vehicles.

	Jan/25 (MoM)	3M avg (MoM)	Jan/25 (YoY)	2025 (ytd)	var. since 4Q19	var. since Jul/22
Idat-Cars Low-Mileage	0.1%	0.1%	-1.8%	0.1%	11.9%	-12.9%
Idat-Cars Low-Mileage 1yr	-1.1%	-0.3%	-5.4%	-1.1%	7.2%	-14.5%
Idat-Cars Low-Mileage 2yrs	0.3%	0.2%	-3.3%	0.3%	8.3%	-15.2%
Idat-Cars Low-Mileage 3yrs	0.1%	0.1%	-1.6%	0.1%	11.3%	-12.6%

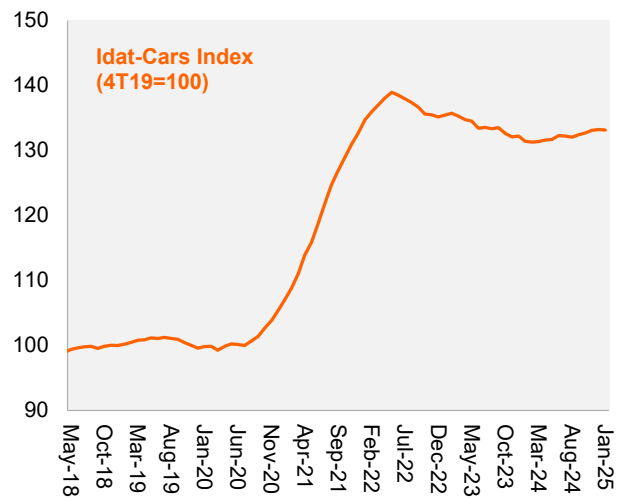
¹ We classify as low-mileage cars whose manufacturing age is up to 3 years; and used cars whose age is over 3 years and under 10 years.

Idat-Cars - MoM var



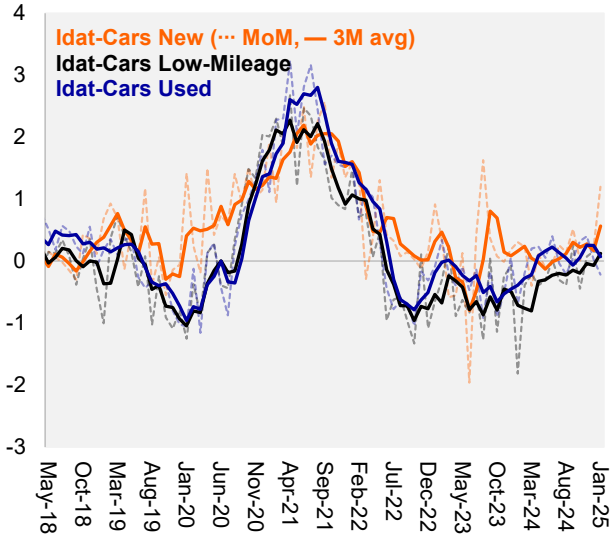
Source: Itaú

Idat-Cars - Index



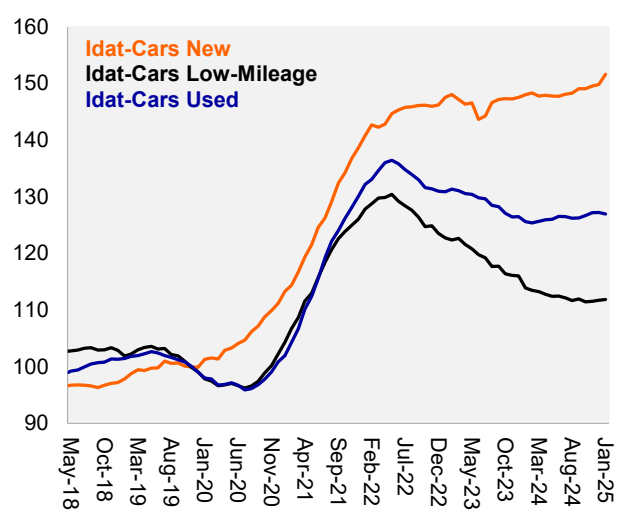
Source: Itaú

Idat-Cars breakdown MoM var and ma3m



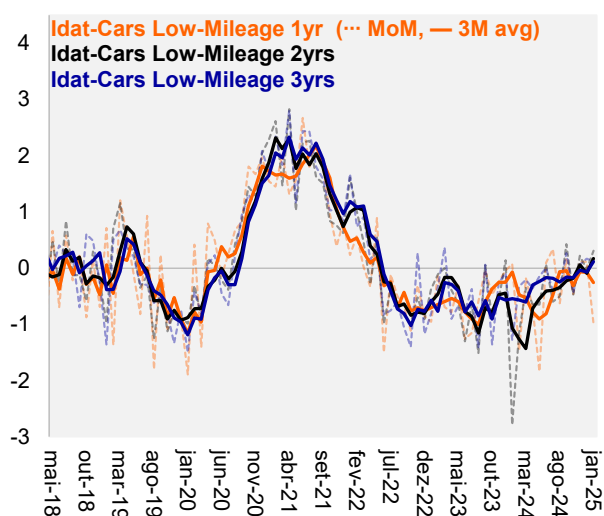
Source: Itaú

Idat-Cars breakdown Index (4T19=100)



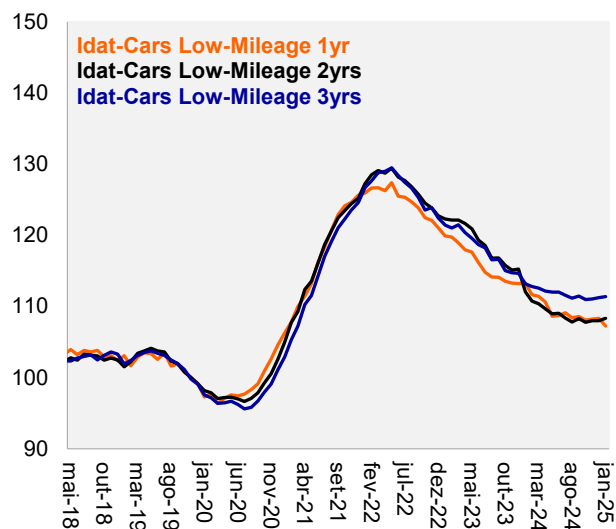
Source: Itaú

Idat-Cars Low-Mileage MoM var and ma3m



Source: Itaú

Idat-Cars Low-Mileage Index (4T19=100)



Source: Itaú

Guilherme Kira
Priscilla Burity

Macro Research – Itaú

Mario Mesquita – Chief Economist

To access our reports and forecast visit our website:

<https://www.itaubba.com.br/itaubba-pt/macroeconomic-analysis>

Relevant Information

1. This report has been prepared and released by the Macro Research Department of Itaú Unibanco S.A. ("Itaú Unibanco"). This report is not a product of the Equity Research Department of Itaú Unibanco or Itaú Corretora de Valores S.A. and shall not be construed as a research report ("relatório de análise") for the purposes of Article 1 of the CVM Instruction NR. 20, dated 2021.
2. The exclusive purpose of this report is to provide macroeconomics information and it does not constitute and shall not be construed as an offer to buy or sell or a solicitation of an offer to buy or sell any financial product, or to participate in any particular trading strategy in any jurisdiction. The information herein is believed to be reliable as of the date on which this report was released and it has been obtained from public sources believed to be reliable. However, Itaú Unibanco does not make any explicit or implied representation or warranty as to the completeness, reliability or accuracy of such information, nor does this report intend to be a complete statement or summary of the markets or developments referred to herein. Itaú Unibanco has no obligation whatsoever to update, modify or amend this report and inform the reader accordingly.
3. The opinions contained herein reflect exclusively the personal views of the analyst responsible for this report and were prepared independently and autonomously, including in relation to Itaú Unibanco, Itaú Corretora de Valores S.A. and any other companies within their economic group.
4. This report may not be reproduced or redistributed to any other person, in whole or in part, for any purpose, without the prior written consent of Itaú Unibanco. Additional information on the financial products mentioned in this report may be available upon request. Itaú Unibanco and/or any other company within its economic group is not and shall not be liable for any investment decisions (or otherwise) based on the information provided herein.

Additional Note: This material does not take into consideration the objectives, financial situation or specific needs of any particular client. Clients must obtain financial, tax, legal, accounting, economic, credit and market advice on an individual basis, based on their personal characteristics and objectives, prior to making any decision based on the information contained herein. By accessing the material, you represent and confirm that you understand the risks related to the financial instruments described in this material and the laws in your jurisdiction relating to the provision and sale of financial service products. You acknowledge that this material contains proprietary information and you agree to keep this information confidential for your exclusive use.

For inquiries, suggestions, complaints, criticisms and compliments, talk to Itaú's CSCC: 0800 728 0728. Or contact us through our portal <https://www.itaú.com.br/atenda-itaú/para-voce/>. If you are not satisfied with the proposed solution, please contact the Itaú Corporate Ombudsman: 0800 570 0011 (on weekdays from 9 AM to 6 PM) or our PO Box 67.600, São Paulo-SP, Zip Code 03162-971. Hearing impaired, every day, 24h, 0800 722 1722.